

nidasport®

artificial turf underlay



For Artificial Grass Sports Pitches & Surfaces



Lightweight










Free Draining



Durable


Football, Rugby and Hockey Pitches - Sports Grounds – Stadiums – Tennis Courts – Golf Courses – MUGA – Bowling Greens – Cricket Nets

-  Underlay for all artificial grass sports surfaces
-  Improves drainage to keep artificial grass dry
-  Eliminates pooling water and saturated artificial grass
-  Creates a long lasting, perfectly flat artificial grass surface
-  Ensures a year round all-weather sports surface
-  Lightweight, clean, easy to handle and quick to install
-  High compressive strength

For Artificial Grass Sports Pitches & Surfaces



without nidasport®



with nidasport®

Excellent Drainage and Perfect Flatness Guaranteed

Nidasport® is designed to be used as an underlay and supporting layer to an artificial grass playing surface by using panels with a dense honeycomb structure manufactured from polypropylene and sandwiched between two layers of geotextile membrane to ensure optimum drainage.

New Pitch Installation. Whether completing a new artificial grass football pitch or refurbishing an existing installation, Nidasport® underlay ensures perfect drainage is achieved and ensures that the load is evenly distributed across the levelling course to guarantee a long lasting flat surface.

Hard Surface Installation. Whether it's a football pitch, tennis court or MUGA, Nidasport® installations can be combined with Geoflow to ensure rainwater can flow freely away from the playing surface to reach drainage outlets provided by the contractor. The best way to ensure your all-weather artificial grass surface can be used all year round regardless of rainfall.

Drainage & Water Storage. Nidasport® panels raise artificial grass off the ground or sub-base layer. In heavy rainfall this ensures the artificial grass does not become saturated by rainwater. Nidasport® also has significant water storage capacity within its honeycomb structure so that rainwater can gradually drain away into the underlying ground or drainage system.

Nidasport® Artificial Turf Underlay Properties:

- ⬢ Lightweight flexible panels are easy to handle and move
- ⬢ 100% rainwater permeable for optimal drainage
- ⬢ Honeycomb structure is 95% empty for water storage
- ⬢ Nidasport® can hold up to 51 litres of rainwater per sqm
- ⬢ High compressive strength when installed
- ⬢ Manufactured from UV stable and frost resistant material
- ⬢ Can be easily cut to any shape or size on site
- ⬢ Recyclable plastic material



Tennis Courts



Football Pitches


For Artificial Grass Sports Pitches & Surfaces

Nidasport® Product Range

Products	nidasport® 40	nidasport® 60
Coverage	2.4 sqm	2.4 sqm
Dimensions	2m x 1.2m	2m x 1.2m
Thickness	40 mm	60 mm
Colour	White	
Cell Size	8mm	
Compressive Strength	120 tonne per sqm	
Weight per sqm	3.1 kg	4.6 kg
Weight per sheet	7.44 kg	11.04 kg
Geotextile Material	PET 25 grams per sqm	
Honeycomb Material	Polypropylene	
Traffic Intensity	⊙○○○	⊙○○○


Nidasport® Accessories

Products	Geoflow®	ADgreen
Coverage	1 Roll covers 100 sqm	1 Roll covers 50 l/m
Dimensions	2m wide x 50m long	100mm wide x 50m long
Thickness	4 mm	n/a
Colour	White	Green
Compressive Strength	120 tonne per sqm	n/a



Geoflow®

A three dimensional grid with high drainage capacity, ideal for use under nidasport® on a flat roof or non-porous sub grade



ADgreen

A strong and durable self-adhesive jointing tape for reliable and quick nidasport® panel assembly

For Artificial Grass Sports Pitches & Surfaces



Installation Guide

1 Base Preparations

Sub-base and sand screed levelled and compacted



2 Geotextile Layer

A suitable geotextile membrane is installed



3 Nidasport Delivery

Nidasport panels arrive on site ready to lay



4 Laying Nidasport

Panels are quick and easy to install over full area



5 Taping The Joints

Adgreen seaming tape is used to join the panels



6 Cutting To Fit

The panels are simple to cut to fit any shape



7 Shock Pad Layer

Shock pads are laid on top of the Nidasport panels



8 Sand Infill

Artificial grass is laid and infilled with sand



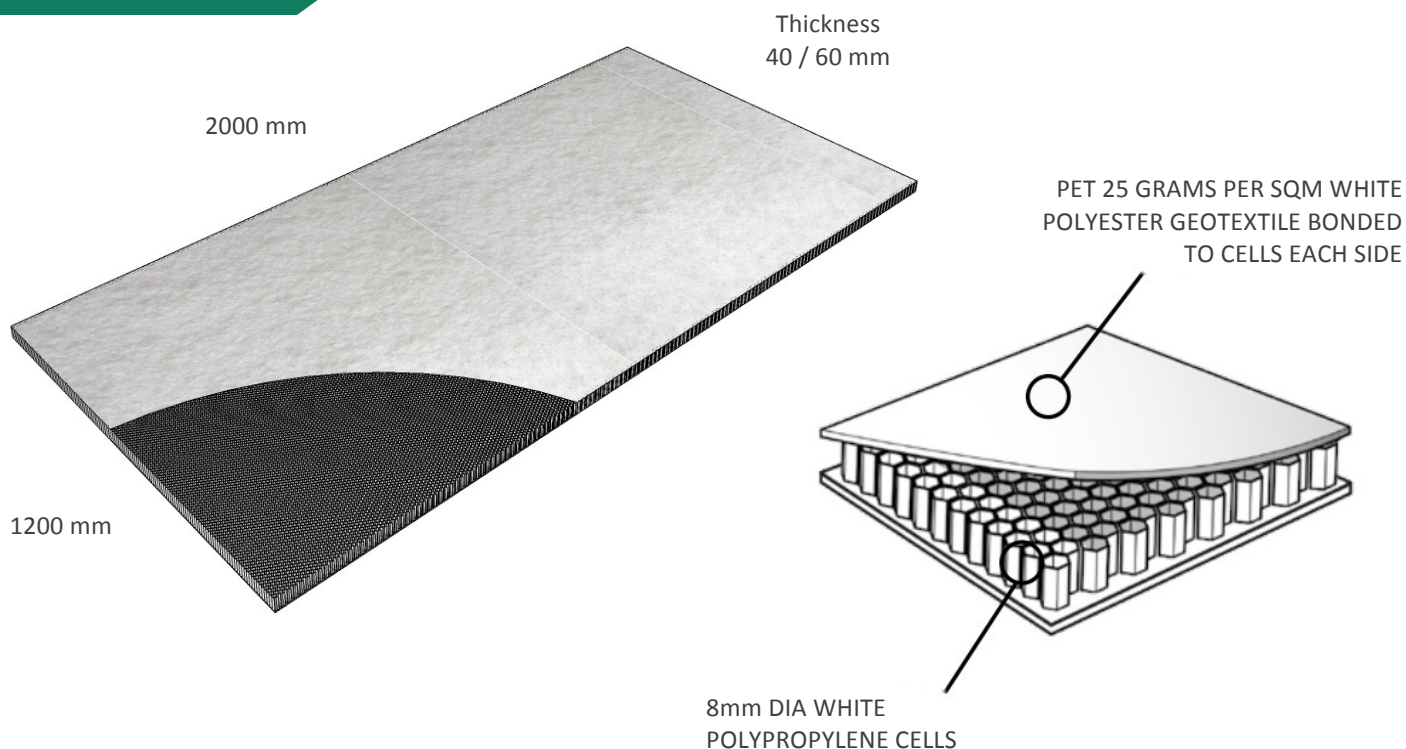
9 Finished Surface

Your artificial grass sports surface is complete




For Artificial Grass Sports Pitches & Surfaces

Sheet Specifications



Pallet Dimensions



Products	nidasport® 40	nidasport® 60
Pallet Quantity	52 sheets	35 sheets
Pallet Coverage	124.8 sqm	84 sqm
Pallet Weight	250 kg (approx.)	
Pallet Height	Max. 2.2m (2200mm)	
Pallet Length	2m (2000mm)	
Pallet Width	1.2m (1200mm)	
Pallet Material	Wooden (non-returnable)	
Pallet Unloading	Tail Lift	